
Management Effectiveness Evaluation (MEE): *The Indian experience*

Dr. Vinod B. Mathur

Director

Wildlife Institute of India

Email: vbm@wii.gov.in



भारतीय वन्यजीव संस्थान
Wildlife Institute of India

Approaches to assessing management effectiveness

- ◆ Protected areas management effectiveness evaluation has been conducted in many countries using range of methodologies/ approaches emanating from the global MEE framework. These approaches vary considerably in their scale, depth, duration and data collection methods (Ervin, J. 2006).

S.No.	Type of Approach	Application in India
1	Comprehensive system-wide, Peer-based assessment	Project Tiger Reserves (28 TRs in 2005-06; 39 TRs in 2010-11; 44 TRs in 2013-14)
2	In-depth, Evidence based assessment	02 World Heritage Sites (2003-07)
3	Rapid Expert-based scorecard	126 National Parks and Wildlife Sanctuaries (2006-14)

The MEE Framework for India



Element Name	Headline Indicators
Context	4
Planning	7
Inputs	5
Process	6
Outputs	4
Outcomes	4
Total	30

more...

The MEE Framework for India

Element Name	Headline Indicators	
Context	1.1	Identification of values
	1.2	Assessment of threats
	1.3	Biotic interference in core area
	1.4	Compliance of statutory requirements
Planning	2.1	Tiger conservation plan
	2.2	Safeguarding of biodiversity values
	2.3	Stakeholder participation
	2.4	Habitat management
	2.5	Effective protection strategy
	2.6	Mitigation of human-wildlife conflicts
	2.7	Landscape conservation approach

more...

The MEE Framework for India

Element Name	Headline Indicators	
Inputs	3.1	Adequacy of manpower deployment
	3.2	Adequacy of physical infrastructure
	3.3	Adequacy of central government funding
	3.4	Adequacy of state government funding
	3.5	NGO resource contribution
Process	4.1	Adequacy of trained manpower resources
	4.2	Frontline staff performance evaluation
	4.3	Effectiveness of public participation
	4.4	Process of complaint handling
	4.5	Livelihood support to local communities
	4.6	Village relocation planning

more...

The MEE Framework for India


Element Name	Headline Indicators	
Outputs	5.1	Dissemination of information to public
	5.2	Management of visitor facilities
	5.3	Evaluation of research/monitoring trends
	5.4	Adequacy of infrastructure maintenance & funds
Outcomes	6.1	Population trends of tiger & other species
	6.2	Threat abatement
	6.3	Visitor satisfaction
	6.4	Local community support

Management Effectiveness Evaluation of PAs...


How secure are Protected Areas...?

Total No. of Protected Areas Evaluated	Overall MEE Score (%)	Evaluation Category			
		Very Good	Good	Satisfactory	Poor
126	61 (Good)				
		18 (14%)	43 (34%)	46 (37%)	19 (15%)


Management Effectiveness Evaluation Reports...




<http://www.wiienvs.nic.in/userlogin.aspx?Page=Review%20of%20TR%20Assessment%20Report.pdf&file=pdf>




<http://www.wiienvs.nic.in/userlogin.aspx?Page=TR%20Evaluation%20Report2006.pdf&file=pdf>



http://www.wiienvs.nic.in/userlogin.aspx?Page=MEE%20TR%20Report_2011.pdf&file=pdf



http://www.wiienvs.nic.in/userlogin.aspx?Page=MEE_TigerMEETR_28July,%202011.pdf&file=pdf



http://www.wiienvs.nic.in/userlogin.aspx?Page=MEE_PAs_I.pdf&file=pdf

In Conclusion...

1. India is amongst the few countries in the world that have completed '*institutionalized*' the MEE process.
2. The network of Indian Tiger Reserves have undergone three cycles of MEE process (2005-2006; 2010-2011; and 2013-2014).
3. The average MEE scores of 126 PAs (NPs + WLS) is 61%.

Thank you...